

FPA18-4.7VH/1997

Directional Antenna



Key Features

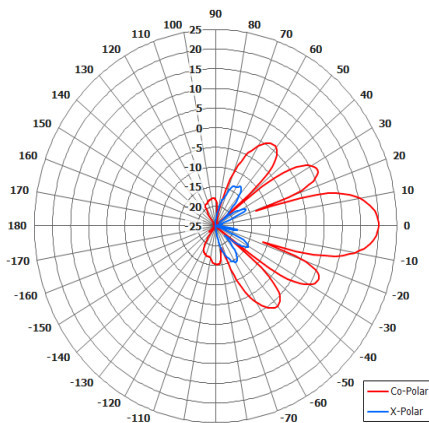
Designed for Security Application

Suitable for Tactical Comms

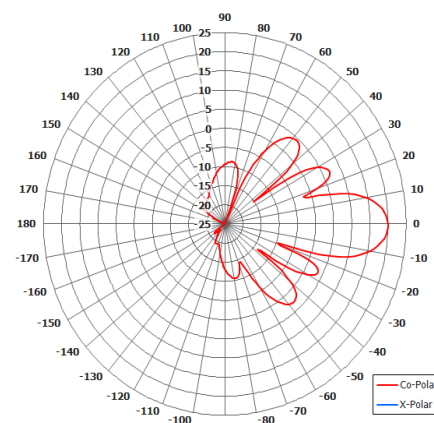
Applications

Dual Linear Polarisation

Rugged



Azimuth Pattern



Elevation Pattern

ELECTRICAL

Frequency	4.40 - 5.00 GHz
Gain	19 dBi Typ
Polarisation	Dual Linear (Vert & Horiz)
Beamwidth	16° (Az) x 16° (El) Approx
Cross Polar	>30 dB
VSWR	2:1
Power Rating	25 W
Front to Back	>25dB
Electrical Tilt	0°

MECHANICAL

Standard Finish	White
Mass	650g (1.43 lbs)
Temperature	-30° to +55°C
Wind Loading	11.8 Kg (26.0 lbs) @ 100mph

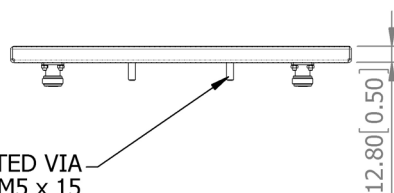
MOUNTING OPTIONS

Kits Available	MK4/B
See separate data sheets	

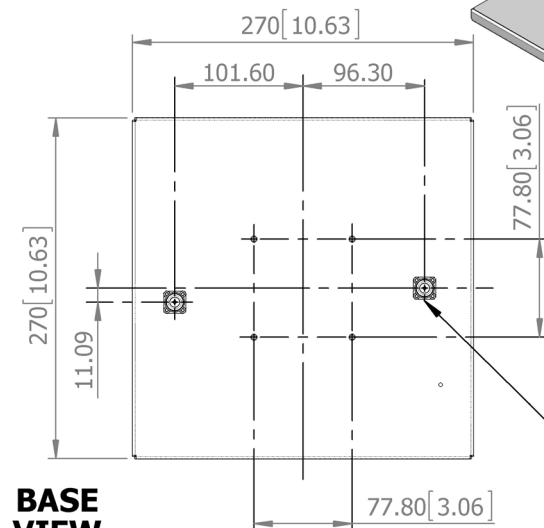

ADDITIONAL NOTES

Issued 271113

SIDE VIEW



MOUNTED VIA
4 OFF M5 x 15
STUDS FOR MK4/B



2 OFF N(F)
CONNECTORS

BASE VIEW

GA: 1997

Chelton Limited has a policy of continuous development and stress that the information provided is a guide only and does not constitute an offer or contract or part thereof. Whilst every effort is made to ensure the accuracy of the information contained in this brochure, no responsibility can be accepted for any errors or omissions.

The copyright of antenna designs and images is copyright protected and owned by Chelton Limited.
©Chelton Limited

For further information please contact: Chelton Limited, Lambda House, Cheveley, Newmarket, Suffolk CB8 9RG, UK.
T: +44 (0)1638 732 177
E: newmarket.sales@chelton.com
W: www.chelton.com/microwave